

1 Important Information

Setup

2 Internet Enhancements

3 Note to Parents and Guardians

Getting Started

4 How to Play

5 Saving and Deleting Data

Unlocking Games

6 Games

7 SINGLE (1)

8 SINGLE (2)

9 SINGLE (3)

10 MULTI

11 MIIVERSE SKETCH

12 CLUCK-A-POP

About This Product

13 Legal Notices


Troubleshooting



14 Support Information




Thank you for selecting the GAME & WARIO™ game for the Wii U™ system.

Important Information


Please read this manual carefully before using this software. If the software will be used by children, the manual should be read and explained to them by an adult.


Also, before using this software, please read the content of the  Health and Safety Information application on the Wii U Menu. It contains important information that will help you enjoy this software.

If you connect to the Internet, you can play  MIIVERSE SKETCH  after having connected to Miiverse™ with your Nintendo Network ID on your Wii U system.

- ◆ See the **Internet Connection Requirements** section of the printed Wii U Operations Manual for more information about the equipment required to connect to the Internet. Once you have all the required equipment, select **Internet** from  (System Settings) in the Wii U Menu to configure an Internet connection.
- ◆ For more information about Miiverse, refer to the Miiverse section of the Wii U electronic manual. Press  on the Wii U Menu and then select **Manual**  on the HOME Menu to display the Wii U electronic manual.
- ◆ To play MIIVERSE SKETCH, you must first have performed the initial setup for Miiverse.

3 Note to Parents and Guardians



You can restrict use of the following features by selecting  (Parental Controls) from the Wii U Menu.

Item	Content
Miiverse	Restricts posting on Miiverse and/or viewing other players' Miiverse posts. It is possible to restrict posting only or to restrict both posting and viewing. Restricting either of these options will prevent the use of  MIIVERSE SKETCH  11 .



Read the on-screen instructions carefully, and use the Wii U GamePad controller accordingly.
Thanks!



- Unless there are explicit instructions stating otherwise, you can use either the GamePad buttons or the touch screen to control the game. Please use the Wii U GamePad stylus if extra precision is needed.
- When holding the Wii U GamePad vertically, you can only use the touch screen to play the game.
- For games of 2-5 players, you can either pass around a single Wii U GamePad or, in certain games, use it simultaneously.
- You can increase the speed at which text is displayed on-screen by pressing  or .
- If headphones are connected to the Wii U GamePad, all sounds from your television and GamePad will be played through the headphones. However, connecting headphones will not affect your television's audio output.





Listen up! Your progress will save automatically when you clear a game or change any settings.

SINGLE → 7 data will be saved to each individual player's save file. However, you can view every CLUCK-A-POP won by all players in the MEGA COLLECTION → 12 .




Yo! Wondering how to edit and delete data?

Highlight a profile on the player-selection screen → 6 and select (X) Edit to change your name, retake your photo, or delete your save file.

Data cannot be recovered once deleted, so be careful.

Hey, Ana! The selection of available games will increase as you progress, right?



Yeah! And even if you haven't made much progress, games unlocked by other players may become available to you with their help.



Here's a guide map I made for the entire game. You're welcome!

Title Screen




Main Menu

1  SINGLE

2  MULTI

 MIIVERSE SKETCH
→ 11

 MEGA COLLECTION
→ 12

1 SINGLE → 7 → 8 → 9

Player-Selection Screen

Game-Selection Screen



ARROW



SHUTTER



SKI



PATCHWORK



KUNG FU



GAMER



DESIGN (1-2 players)



ASHLEY



TAXI



PIRATES



BOWLING (1-2 players)



BIRD

CLUCK-A-POP → 12



CAPSULE MACHINE



COLLECTION

2 MULTI → 10



Game-Selection Screen



SKETCH (2-5 players)



FRUIT (2-5 players)



ISLANDS (2-5 players)



DISCO (2 players)



You can press ⊖ in-game to return to the game-selection screen! Pretty cool tip, huh? Oh! Keep in mind that there are certain parts of the game where this might not work.



ARROW

Wario's Game

Fire arrows to take down enemies. Take out multiple enemies in one attack to score a combo and increase your points.



SHUTTER

Mona's Game

Take pictures of designated targets before the time runs out. If you fail to correctly shoot what the editor asks for, the picture may not be accepted. If the picture isn't perfect, its value will decrease.



SKI

Jimmy T's Game

Guide Jimmy T to the finish line.




Time Attack

Race to the finish as fast as you can. Aim to achieve a time good enough for gold, silver, or bronze.



Endless Bunny Slope

Pick up as many SKI bunnies as you can in this endless mode. If you tag a SKI bunny marked , she will follow you. The more SKI bunnies following you through a checkpoint, the higher your bonus score.



PATCHWORK

Kat & Ana's Game

Sew pieces onto a pattern to complete the patchwork puzzles. You can ask for a hint, but it will add 30 seconds to your time! Unlock challenge puzzles, and try to beat the clock.



KUNG FU

Young Cricket's Game

Jump your way to Master Mantis before you run out of energy. If you run out of energy, it's game over. Jump through dumplings to eat them and replenish your energy levels.




GAMER

9-Volt & 18-Volt's Game

In the BALLOON FIGHTER game, clear a variety of microgames to progress.



9-Volt


Play microgames on the GamePad, but don't forget to keep a watchful eye out for 9-Volt's mom. If you lose all of your balloons , are caught gaming by 9-Volt's mom, or your energy meter drops to zero, it's game over.



Energy Meter



18-Volt

Try to clear as many microgames as possible. If you lose all of your balloons , it's game over. 18-Volt's mom will not appear in this mode.




DESIGN (1-2 players)

Dr. Crygor's Game



Correctly draw the lines and shapes as instructed. Your score will be based on the quality of your drawings. If your total score is higher than the objective score after completing all five drawings, you win! In two-player mode, you take turns drawing the five shapes, and the player with the highest total score is the winner.



Normal

Draw lines with no time limit. Corrections allowed.

One Stroke

Draw one-stroke lines in under five seconds. No corrections allowed.



ASHLEY

Ashley's Game

Help Red guide his best friend, Ashley, on her quest to collect more spell power. Your spell power will decrease if you fail to avoid enemies or obstacles or if Ashley becomes scared. If Ashley's spell power reaches 0, it's game over.

If you fly through a ⚡, one will appear on the touch screen. Tap ⚡ to attack all on-screen enemies and automatically collect the spell power.



TAXI

Dribble & Spitz's Game

Use your bazooka to shoot down UFOs, collect the customers they're trying to abduct, and then drive the rescued passengers to safety. If you fail to destroy the UFO mothership in time, your total earnings are below the objective, or you lose all five of your hearts, it's game over.

◆ You can choose between normal or inverted control types for your bazooka by selecting Bazooka Settings on the pause menu. Select Inverted to invert the up and down directions for the bazooka.



PIRATES

Captain Wario's Game

Move your whole body as you attempt to block the incoming arrows with your magical shield. When the dancing begins, try to move in time to the movements you see on the screen.



BOWLING (1-2 players)



Challenge (1 player)

Try to knock down the pins in one roll. You will lose one bowling ball if you fail to knock down all the pins. If you lose all of your bowling balls, it's game over.



Classic

Bowl 10 frames, and try to get the highest score

possible. In a two-player game, you'll take turns bowling the 10 frames. The player with the highest total score wins.



BIRD

Control Pyoro, and use your tongue to grab the beans falling from the sky. Some beans will help restore the platform, but if you're hit by one, it's game over.



SKETCH (2-5 players)

Orbulon's Game

One player sketches words, and the other player or players try to guess what it is. The player with the highest score, based on the most successful sketches and most correct guesses, wins the game.



FRUIT (2-5 players)

Penny's Game

One player plays the thief and tries to steal pieces of fruit while trying to blend into the crowd to avoid suspicion. The rest of the players take the role of agents, and it's their job to determine which character is the thief.



ISLANDS (2-5 players)

Fronk's Game

Score points by landing Fronks onto islands. The number displayed where the Fronk lands is the amount of points that Fronk will score if it stays there until the end of the game. The player with the highest total score at the end wins.



DISCO (2 players)

Mike's Game

In this game, two players share the Wii U GamePad and face off in rhythmic battle! Tap the colored icons on the touch screen in time with the music to send beats your opponent's way or to defend against incoming attacks. The first player to win three rounds is the winner.



1 Colored icon



2 Beats & their values



The attacker will earn points for each beat that isn't defended successfully.

3 Beats remaining



Draw words, and share your sketches on Miiverse! Out of this world, huh?

Connect to Miiverse  via the Internet to play  MIIVERSE SKETCH. Submit your own word suggestions and sketches to Miiverse, and view the words and sketches posted by other players!

For more information about Miiverse, refer to the Miiverse section of the Wii U electronic manual. Press  on the Wii U Menu, and then select Manual  on the HOME Menu to display the Wii U electronic manual.

- ◆ The word suggestions and sketches will be posted and viewed using the active Wii U user. The poster's Mii™ character will be visible to other users in MIIVERSE SKETCH.

Mode-Selection Screen

Select MIIVERSE SKETCH from the main menu to display the mode-selection screen.



Post a Sketch

Select one of four words to sketch (if you do not select one within the time limit, one will be automatically selected for you). Once you have chosen a word, you must sketch it within the time limit. Tap Done when you have finished sketching, or wait for the time to run out. Your sketch will then be automatically posted to the MIIVERSE SKETCH Artwork Community (unless nothing was drawn).

◆ You can only post to the MIIVERSE SKETCH Artwork Community from this software.




View a Gallery

In the MIIVERSE SKETCH Artwork Community, you can view your posted sketches as well as those posted by other players, sorted by category. To view the most recent sketches, return to the main menu and reenter a gallery in MIIVERSE SKETCH. If you see a sketch that you like, tap the Yeah! button to boost its rating.



Suggest a Word

Suggest a word for players to sketch (maximum of 14 characters) using the touch-screen keyboard. Confirm and then select Suggest to post your suggestion to the MIIVERSE SKETCH Word Community.



CLUCK-A-POP till you drop!


CLUCK-A-POP is unlocked when you win your first token in a SINGLE game. When you acquire tokens in single-player mode, they will appear in CLUCK-A-POP. They can be exchanged for CLUCK-A-POP capsules in the CAPSULE MACHINE. There are 240 different capsules you can win, each containing a unique surprise!

CLUCK-A-POP



CAPSULE MACHINE

Spend tokens to win CLUCK-A-POP capsules.



COLLECTION

View and play with your CLUCK-A-POP collection.



MEGA COLLECTION

A combined collection of every CLUCK-A-POP won by all players.

◆ The MEGA COLLECTION will become available when you have two or more SINGLE save files.



How do I win tokens?!

You can win tokens by fulfilling certain conditions in each game. You may also find some hidden in the games. Starting the day after you unlock CLUCK-A-POP, you'll win one token each day simply by proceeding to the game-selection screen.

IMPORTANT

This game is not designed for use with any unauthorized device. Use of any such device will invalidate your Nintendo product warranty. Copying and/or distribution of any Nintendo game is illegal and is strictly prohibited by intellectual property laws.

Unauthorized copying or distribution is prohibited. This product contains technical protection measures. Your Wii U system and this software are not designed for use with any unauthorized device or any non-licensed accessory. Such use may be illegal, voids any warranty, and is a breach of your obligations under the End User License Agreement. Further, use of an unauthorized device or software, will render this game or your Wii U system permanently unplayable and result in removal of unauthorized content. Nintendo (as well as any Nintendo licensee or distributor) is not responsible for any damage or loss caused by the use of such device or non-licensed accessory. A system update may be required to play this game.

© 2013 Nintendo. Codeveloped by INTELLIGENT SYSTEMS.

Trademarks are property of their respective owners. Wii U is a trademark of Nintendo.



The Nuance logo is a trademark of Nuance Communications, Inc.



Havok software is ©Copyright 1999-2012 Havok.com, Inc. (or its Licensors). All Rights Reserved.

Nintendo Customer Service
SUPPORT.NINTENDO.COM

USA/Canada:
1-800-255-3700

Latin America/Caribbean:
(001) 425-558-7078