

# Captain Toad™: Treasure Tracker

1 Important Information

## Getting Started

2 amiibo

3 Motion Controls

4 Save Data Precautions


## Troubleshooting

5 Support Information

# 1

## Important Information

Please read this manual carefully before using the software. If the software will be used by children, the manual should be read and explained to them by an adult.

Also, before using this software, please select  in the HOME Menu and carefully review content in "Health and Safety Information." It contains important information that will help you enjoy this software.

You should also thoroughly read your Operations Manual, including the "Health and Safety Information" section, before using this software.

Please note that except where otherwise stated, "Nintendo 3DS™" refers to all devices in the Nintendo 3DS family, including the New Nintendo 3DS, New Nintendo 3DS XL, Nintendo 3DS, Nintendo 3DS XL, Nintendo 2DS™, and New Nintendo 2DS XL.



## Important Information

Your Nintendo 3DS system and this software are not designed for use with any unauthorized device or unlicensed accessory. Such use may be illegal, voids any warranty, and is a breach of your obligations under the User Agreement. Further, such use may lead to injury to yourself or others and may cause performance issues and/or damage to your Nintendo 3DS system and related services. Nintendo (as well as any Nintendo licensee or distributor) is not responsible for any damage or loss caused by the use of such device or unlicensed accessory. Except as authorized, copying of any Nintendo software is illegal and is strictly prohibited by domestic and international intellectual property laws. "Back-up" or "archival" copies are not authorized.

Nintendo respects the intellectual property of others, and we ask Nintendo 3DS software Content Providers to do the same. In accordance with the Digital Millennium Copyright Act in the US, the Electronic Commerce Directive in the EU, and other applicable law, we have adopted a policy of removing, in appropriate circumstances and at our sole discretion, any Nintendo 3DS software

that appears to infringe anyone else's intellectual property. If you believe your intellectual property rights are being infringed, please visit [www.nintendo.com/ippolicy](http://www.nintendo.com/ippolicy) to view the full policy and understand your rights.

© 2014 - 2018 Nintendo

Trademarks are property of their respective owners. Nintendo 3DS is a trademark of Nintendo.



This product uses the LC Font by Sharp Corporation. LCFONT, LC Font and the LC logo mark are trademarks of Sharp Corporation.

■RapidJSON

Copyright (C) 2015 THL A29 Limited, a Tencent company, and Milo Yip. All rights reserved.

Permission is hereby granted, free of charge, to any person obtaining a copy of this software and associated documentation files (the "Software"), to deal in the Software without restriction, including without limitation the rights to use, copy, modify, merge, publish, distribute, sublicense, and/or sell copies of the


Software, and to permit persons to whom the Software is furnished to do so, subject to the following conditions:


The above copyright notice and this permission notice shall be included in all copies or substantial portions of the Software.

THE SOFTWARE IS PROVIDED "AS IS", WITHOUT WARRANTY OF ANY KIND, EXPRESS OR IMPLIED, INCLUDING BUT NOT LIMITED TO THE WARRANTIES OF MERCHANTABILITY, FITNESS FOR A PARTICULAR PURPOSE AND NONINFRINGEMENT. IN NO EVENT SHALL THE AUTHORS OR COPYRIGHT HOLDERS BE LIABLE FOR ANY CLAIM, DAMAGES OR OTHER LIABILITY, WHETHER IN AN ACTION OF CONTRACT, TORT OR OTHERWISE, ARISING FROM, OUT OF OR IN CONNECTION WITH THE SOFTWARE OR THE USE OR OTHER DEALINGS IN THE SOFTWARE.

CTR-P-BZPE-00


## 2 amiibo



This software supports  . You can use compatible amiibo™ accessories by touching them to the lower screen of your New Nintendo 3DS, New Nintendo 3DS XL, or New Nintendo 2DS XL system.

Using near-field communication (NFC), amiibo can connect to compatible software to open brand-new ways to interact with your favorite Nintendo games. For more information, please visit Nintendo's official website at [www.nintendo.com/amiibo](http://www.nintendo.com/amiibo).

- ◆ Data stored on amiibo can be read by multiple compatible games.
- ◆ If the data on an amiibo is

corrupted and can't be restored, open  on the HOME Menu and then reset the data under amiibo Settings.



Using amiibo with a Nintendo 3DS, Nintendo 3DS XL, or Nintendo 2DS system requires the Nintendo 3DS NFC Reader/Writer accessory.

### Precaution about amiibo

- Just a light touch on the lower screen is enough for the system to detect your amiibo. Do not press the amiibo into the screen or forcefully drag it across the screen.

### 3

## Motion Controls

Press the  Button to open up the menu screen. You can then change your settings to move the camera with . Select On for the "Tilt to look around" setting, and you will be able to play with motion-enabled camera controls.

When playing this game, you may have to move the Nintendo 3DS system around. Make sure you have enough room before playing, and hold the system firmly with both hands while playing. Do not move the system with excessive force, as this could cause injuries, damage to the product, or damage to nearby objects.



## 4

### Save Data Precautions

There is one save file for this game. Your progress is automatically saved when you complete a course.

#### ● Erasing Save Data

Press and hold (A)+(B)+(X)+(Y) while starting the game to delete all save data.

Data can be lost due to user action, such as repeatedly powering off and on the system or removing a Game Card or SD Card while saving. Data loss may also be caused by poor connectivity due to dirt or dust in the system's ports. Please be aware that in these cases data cannot be restored.

5

## Support Information

Nintendo Customer Service  
[SUPPORT.NINTENDO.COM](https://support.nintendo.com)

USA/Canada:  
1-800-255-3700

Latin America/Caribbean:  
(001) 425-558-7078